

**MODI INDUSTRIES LIMITED, MODINAGAR**


(1)(a) Statement showing Shareholding Pattern :

|                                      |                               |       |  |
|--------------------------------------|-------------------------------|-------|--|
| Name of the Company :                | MODI INDUSTRIES LIMITED       |       |  |
| Scrip Code:                          | DSE \$                        | 13154 |  |
|                                      | UPSE \$\$                     | 2493  |  |
| Quarter ended :                      | 30th SEPTEMBER, 2016          |       |  |
| Name of the Scrip, Class of Security | Equity Shares of Rs.10/- each |       |  |

| Partly paid up shares  | No. of partly paid-up shares  | As a % of total no. of partly paid up shares | As a % of total no. of shares of the company.   |
|--|-------------------------------|--|---|
|  |                               |  |   |
| Held by Promoter/Promoter Group  | -                             | -  | -   |
| Held by Public   | -                             | -  | -   |
| <b>Total</b>   | -                             | -  | -   |
| Outstanding convertible Securities   | No. of outstanding securities | As a % of total outstanding securities       | As a % of total no. of shares of the Company, assuming full conversion of the convertible securities. |
| Held by Promoter/Promoter Group  | -                             | -  | -   |
| Held by Public   | -                             | -  | -   |
| <b>Total</b>   | -                             | -  | -   |
| Warrants   | No. of warrants               | As a % of total no. of warrants              | As a % of total no. of shares of the company, assuming full conversion of warrants                    |
| Held by Promoter/Promoter Group  | -                             | -  | -   |
| Held by Public   | -                             | -  | -   |
| <b>Total</b>   | -                             | -  | -   |
| <b>Total paid up capital of the Company, assuming full conversion of warrants and convertible securities</b> |                               |  | Rs. 33092140.00   |

\$SEBI has derecognized the DSE on 19th November, 2014.


\$\$SEBI has issued exit order of UPSE on 9th June, 2015.




| Category Code | Category of shareholder  | Number of Shareholders | Total Number of shares | Number of Shares held in dematerialized form | Total Shareholding as a percentage of total number of shares |                            | Shares pledged or otherwise encumbered |                      |
|---------------|--|------------------------|------------------------|--|--|----------------------------|--|----------------------|
|               |  |                        |                        |  | As a percentage of (A+B)*                                    | As a percentage of (A+B+C) | Number of shares #                     | As a percentage      |
| (I)           | (II)   | (III)                  | (IV)                   | (V)  | (VI)   | (VII)                      | (VIII)                                 | (IX)=(VIII)/(IV)*100 |
| <b>(A)</b>    | <b>Promoter &amp; Promoter Group**</b>                                 |                        |                        |  |  |                            |  |                      |
| <b>(1)</b>    | <b>Indian</b>  |                        |                        |  |  |                            |  |                      |
| (a)           | Individuals/Hindu Undivided Family                                     | 91                     | 688436                 | -  | 20.80  | 20.80                      | 165585                                 | 24.05                |
| (b)           | Central Government/<br>State Government(s)                             | -                      | -                      | -  | -  | -                          | -                                      | -                    |
| (c)           | Bodies Corporate   | 29                     | 1280199                | -  | 38.69  | 38.69                      | 228714                                 | 17.87                |
| (d)           | Financial Institutions/Banks   | -                      | -                      | -  | -  | -                          | -                                      | -                    |
| (e)           | Any Other (specify)  | -                      | -                      | -  | -  | -                          | -                                      | -                    |
|               | <b>Sub-Total (A)(1)</b>  | 120                    | 1968635                | 0  | 59.49  | 59.49                      | 394299                                 | 20.03                |
| <b>(2)</b>    | <b>Foreign</b>   |                        |                        |  |  |                            |  |                      |
| (a)           | Individuals (Non Resident<br>Individuals/Foreign Individuals)          | -                      | -                      | -  | -  | -                          | -                                      | -                    |
| (b)           | Bodies Corporate   | -                      | -                      | -  | -  | -                          | -                                      | -                    |
| (c)           | Institutions   | -                      | -                      | -  | -  | -                          | -                                      | -                    |
| (d)           | Any Other (specify)  | -                      | -                      | -  | -  | -                          | -                                      | -                    |
|               | <b>Sub-Total (A)(2)</b>  | -                      | -                      | -  | -  | -                          | -                                      | -                    |
|               | <b>Total Shareholding of Promoter and Promoter Group (A)=A(1)+A(2)</b> | 120                    | 1968635                | 0  | 59.49  | 59.49                      | 394299                                 | 20.03                |

# Non-disposal of shares undertaken given to Fis/Banks.

##Includes 10 shareholders who have double Folio Nos. Number of persons under category of Promoter and Promoter group are 110 only.



| Category Code | Category of shareholder                    | Number of Shareholders | Total Number of shares | Number of Shares held in dematerialized form | Total Shareholding as a percentage of total number of shares |                                  | Number of shares otherwise encumbered | As a percentage      |
|---------------|--|------------------------|------------------------|--|--|----------------------------------|---------------------------------------|----------------------|
|               |  |                        |                        |  | As a percentage of (A+B)* (VI)                               | As a percentage of (A+B+C) (VII) |                                       |                      |
| (I)           | (II)                                       | (III)                  | (IV)                   | (V)  | (VI)   | (VII)                            | (VIII)                                | (IX)=(VIII)/(IV)*100 |
| <b>(B)</b>    | <b>Public Shareholding***</b>              |                        |                        |  |  |                                  | N.A                                   | N.A                  |
| <b>(1)</b>    | <b>Institutions</b>                        |                        |                        |  |  |                                  | N.A                                   | N.A                  |
| (a)           | Mutual Funds/U.T.I.                        | -                      | -                      | -  | -  | -                                |                                       |                      |
| (b)           | Financial Institutions/Banks               | 6                      | 1799                   | -  | 0.05   | 0.05                             |                                       |                      |
| (c)           | Central Government/<br>State Government(s) | -                      | -                      | -  | -  | -                                |                                       |                      |
| (d)           | Venture Capital Funds                      | -                      | -                      | -  | -  | -                                |                                       |                      |
| (e)           | Insurance Companies                        | 8                      | 351378                 | -  | 10.62  | 10.62                            |                                       |                      |
| (f)           | Foreign Institutional Investors            | -                      | -                      | -  | -  | -                                |                                       |                      |
| (g)           | Foreign Venture Capital Investors          | -                      | -                      | -  | -  | -                                |                                       |                      |
| (h)           | Qualified Foreign Investor                 | -                      | -                      | -  | -  | -                                |                                       |                      |
| (i)           | Any Other (specify)                        | -                      | -                      | -  | -  | -                                |                                       |                      |
|               | <b>Sub Total (B)(1)</b>                    | <b>14</b>              | <b>353177</b>          | <b>0</b>                                     | <b>10.67</b>   | <b>10.67</b>                     |                                       |                      |



| Category Code | Category of shareholder   | Number of Shareholders | Total Number of shares | Number of Shares held in dematerialized form | Total Shareholding as a percentage of total number of shares |                            | Shares pledged or otherwise encumbered |                      |
|---------------|---|------------------------|------------------------|--|--|----------------------------|--|----------------------|
|               |   |                        |                        |  | As a percentage of (A+B)*                                    | As a percentage of (A+B+C) | Number of shares #                     | As a percentage      |
| (I)           | (II)  | (III)                  | (IV)                   | (V)  | (VI)   | (VII)                      | (VIII)                                 | (IX)=(VIII)/(IV)*100 |
| <b>(2)</b>    | <b>Non-Institutions</b>   |                        |                        |  |  |                            | N.A                                    | N.A                  |
| (a)           | Bodies Corporate  | 50                     | 47259                  | -  | 1.43   | 1.43                       |  |                      |
| (b)           | Individuals   |                        |                        |  |  |                            |  |                      |
|               | i. Individual shareholders holding nominal share capital upto Rs. 1 Lakh.         | 9031                   | 893210                 | -  | 26.99  | 26.99                      |  |                      |
|               | ii. Individual shareholders holding nominal share capital in excess of Rs. 1 Lakh | 2                      | 46933                  | -  | 1.42   | 1.42                       |  |                      |
| (c)           | Qualified Foreign Investor  | -                      | -                      | -  | -  | -                          |  |                      |
| (d)           | Any Other (specify)   | -                      | -                      | -  | -  | -                          |  |                      |
|               | <b>Sub Total (B)(2)</b>   | 9083                   | 987402                 | 0  | 29.84  | 29.84                      |  |                      |
|               | <b>Total Public Shareholding (B)=(B)(1)+(B)(2)</b>                                | 9097                   | 1340579                | 0  | 40.51  | 40.51                      | N.A                                    | N.A                  |
|               | <b>Total (A)+(B)</b>  | 9217                   | 3309214                | 0  | 100.00   | 100.00                     | 394299                                 | 11.92                |
| (C)           | Shares held by Custodians and against which Depository Receipts have been issued  | -                      | -                      | -  | N.A  | -                          | N.A                                    | N.A                  |
| (1)           | Promoter/Promoter Group   | -                      | -                      | -  | N.A  | -                          | N.A                                    | N.A                  |
| (2)           | Public  | -                      | -                      | -  | N.A  | -                          | N.A                                    | N.A                  |
|               | <b>GRAND TOTAL (A+B+C)</b>  | 9217                   | 3309214                | -  | 100.00   | 100.00                     | 394299                                 | 11.92                |

\*For determining public shareholding for the purpose of Clause 40A.

\*\*For definitions of "Promoter" and "Promoter Group", refer to Clause 40A.

\*\*\*For definitions of "Public Shareholding", refer to Clause 40A

# Non-disposal of shares undertaking given to Fis/Banks.



(1)(b) STATEMENT SHOWING HOLDING OF SECURITIES (INCLUDING SHARES, WARRANTS, CONVERTIBLE SECURITIES) OF PERSONS BELONGING TO THE CATEGORY "PROMOTER AND PROMOTER GROUP"

| Sr. No. | Name of the Shareholder | Details of Shares held |                                   |          | Encumbered Shares (*)              |  |                         | Details of Warrants                               |                                       | Details of convertible securities                               |       | Total shares (including underlying shares assuming full conversion of warrants and convertible securities) as a % of diluted share capital. |
|---------|-------------------------|------------------------|-----------------------------------|----------|------------------------------------|--|-------------------------|---|---------------------------------------|---|-------|---|
|         |                         | Number of Shares held  | As a % of grand total (A)+(B)+(C) | Number # | As a percentage (VI)=(V)/(III)*100 | As a % of grand total (A)+(B)+(C) of sub-clause (1)(a) | Number of warrants held | As a % total number of warrants of the same class | Number of convertible securities held | As a % total number of convertible securities of the same class |       |   |
| (I)     |                         | (II)                   | (IV)                              | (V)      | (VI)=(V)/(III)*100                 | (VII)  | (VIII)                  | (IX)  | (X)                                   | (XI)  | (XII) |   |
| 1       | Promoters               | 334429                 | 10.11                             | 160942   | 48.12                              | 4.86   | -                       | -   | -                                     | -   | 10.11 |   |
| 2       | Promoter Group          | 1634206                | 49.38                             | 233357   | 14.28                              | 7.05   | -                       | -   | -                                     | -   | 49.38 |   |
|         | Total                   | 1968635                | 59.49                             | 394299   | 20.03                              | 11.91  | 0                       | 0.00  | 0.00                                  | 0.00  | 59.49 |   |

(\*) The term "encumbrance" has the same meaning as assigned to it in regulation 28(3) of the SAST Regulations, 2011.

# Non-disposal of shares undertaking given to FIs/Banks.

(1)(c)(i) STATEMENT SHOWING HOLDING OF SECURITIES (INCLUDING SHARES, WARRANTS, CONVERTIBLE SECURITIES) OF PERSONS BELONGING TO THE CATEGORY "PUBLIC" AND HOLDING MORE THAN 1% OF THE TOTAL NUMBER OF SHARES

| Sl. No. | Name of the Shareholder                 | No. of Shares held | Shares as a percentage of total number of shares (i.e. Grand Total (A)+(B)+(C) indicated in statement at Para (1)(a) above). | Details of Warrants     |   | Details of convertible securities     |  | Total shares (including underlying shares assuming full conversion of warrants and convertible securities) as a % of diluted share capital. |
|---------|---|--------------------|--|-------------------------|---|---------------------------------------|--|---|
|         |   |                    |  | Number of warrants held | As a % total number of warrants of the same class | Number of convertible securities held | %w.r.t. total number of convertible securities of the same class |   |
| 1       | Life Insurance Corporate of India       | 159256             | 4.81   | -                       | -   | -                                     | -  | 4.81  |
| 2       | The Oriental Insurance Company Limited  | 59555              | 1.80   | -                       | -   | -                                     | -  | 1.80  |
| 3       | General Insurance Corporation of India  | 46562              | 1.41   | -                       | -   | -                                     | -  | 1.41  |
| 4       | The New India Assurance Company Limited | 45403              | 1.37   | -                       | -   | -                                     | -  | 1.37  |
| 5       | Mr. Mahendra Girdharial @               | 35608              | 1.08   | -                       | -   | -                                     | -  | 1.08  |
|         | Total                                   | 346384             | 10.47  | -                       | -   | -                                     | -  | 10.47   |

Para 15 of Schedule III to the Companies Act, 2013. Mr. Mahendra Girdharial hold more than one folios, some with joint holders name. We have taken only folio with his individual name only.


15/03/2014  
10:00 AM  
10:00 AM

**(I)(c)(ii) STATEMENT SHOWING HOLDING OF SECURITIES (INCLUDING SHARES, WARRANTS, CONVERTIBLE SECURITIES) OF PERSONS (TOGETHER WITH PAC) BELONGING TO THE CATEGORY "PUBLIC" AND HOLDING MORE THAN 5% OF THE TOTAL NUMBER OF SHARES OF THE COMPANY**

| Sl. No. | Name(s) of the Shareholder(s) and the persons acting in Concert (PAC) with them. | No. of Shares held | Shares as a percentage of total number of shares (i.e. Grand Total (A)+(B)+(C) indicated in statement at Para (I)(a) above). | Details of Warrants     |   | Details of convertible securities     |  | Total shares (including underlying shares assuming full conversion of warrants and convertible securities) as a % of diluted share capital. |
|---------|--|--------------------|--|-------------------------|---|---------------------------------------|--|---|
|         |  |                    |  | Number of warrants held | As a % total number of warrants of the same class | Number of convertible securities held | %w.r.t. total number of convertible securities of the same class |   |
| 1       |  |                    |  |                         |   |                                       |  |   |
| 2       |  |                    |  |                         |   |                                       |  |   |
|         |  | NIL                |  |                         |   |                                       |  |   |
|         | Total  |                    |  |                         |   |                                       |  |   |

**(I)(d) STATEMENT SHOWING DETAILS OF LOCKED-IN-SHARES :**

| Sl. No. | Name of the Shareholder | No. of locked-in Shares | Locked-in shares as a percentage of total number of shares (i.e. Grand Total (A)+(B)+(C) indicated in Statement at para (I)(a) above) |
|---------|-------------------------|-------------------------|---|
| 1       |                         |                         |   |
| 2       |                         | NIL                     |   |
|         | Total                   |                         |   |




**(II)(a) STATEMENT SHOWING DETAILS OF DEPOSITORY RECEIPTS (DRs)**

| Sl. No. | Type of outstanding DR<br>(ADRs, GDRs, SDRs, etc.) | Number of outstanding DRs | Number of shares underlying outstanding DRs | Shares underlying outstanding DRs as a percentage of total number of shares (i.e. Grand Total (A)+(B)+(C) indicated in statement at para (I)(a) above. |
|---------|--|---------------------------|---|--|
| 1       |  |                           |   |  |
| 2       | NIL  |                           |   |  |
|         |  | Total                     |   |  |


**(II)(b) STATEMENT SHOWING HOLDING OF DEPOSITORY RECEIPTS (DRs), WHERE UNDERLYING SHARES, HELD BY PROMOTER/PROMOTER GROUP, ARE IN EXCESS OF 1% OF THE TOTAL NUMBER OF SHARES**


| Sl. No. | Name of the DR Holder | Type of outstanding DR<br>(ADRs, GDRs, SDRs, etc.) | Number of shares underlying outstanding DRs | Shares underlying outstanding DRs as a percentage of total number of shares (i.e. Grand Total (A)+(B)+(C) indicated in statement at para (I)(a) above. |
|---------|-----------------------|--|---|--|
| 1       |                       | NIL  |   |  |
| 2       |                       |  |   |  |
|         | Total                 |  |   |  |



(iii)(a) STATEMENT SHOWING THE VOTING PATTERN OF SHAREHOLDERS,  
IF MORE THAN ONE CLASS OF SHARES/SECURITIES IS ISSUED BY  
ISSUER :

N.A.



for MODI INDUSTRIES LIMITED  
  
(V.P. GUPTA)  
COMPANY SECRETARY